

Mouse CD155/PVR Protein

Cat. No. CD1-MM455

Description

Source	Recombinant Mouse CD155/PVR Protein is expressed from HEK293 with His tag at the C-Terminus. It contains Asp29-Leu348.
Accession	Q8K094-1
Molecular Weight	The protein has a predicted MW of 35.9 kDa. Due to glycosylation, the protein migrates to 55-75 kDa based on Tris-Bis PAGE result.
Endotoxin	Less than 1EU per μg by the LAL method.
Purity	> 95% as determined by Tris-Bis PAGE > 95% as determined by HPLC

Formulation and Storage

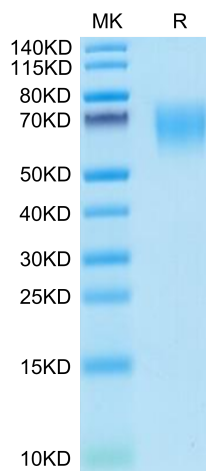
Formulation	Lyophilized from 0.22 μm filtered solution in PBS (pH 7.4). Normally 8% trehalose is added as protectant before lyophilization.
Reconstitution	Centrifuge the tube before opening. Reconstituting to a concentration more than 100 $\mu\text{g}/\text{ml}$ is recommended. Dissolve the lyophilized protein in distilled water.
Storage	-20 to -80°C for 12 months as supplied from date of receipt. -20 to -80°C for 3-6 months in unopened state after reconstitution. 2-8°C for 2-7 days after reconstitution. Recommend to aliquot the protein into smaller quantities for optimal storage. Please minimize freeze-thaw cycles.

Background

CD155 is a cell surface adhesion molecule functioning in tumor cell migration, invasion, and metastasis, and not surprisingly, is also designated as a common tumor-associated antigen. CD155 is also recognized by NK cells to induce their cytotoxicity. CD155 is also commonly referred to as the "poliovirus receptor," or PVR.

Assay Data

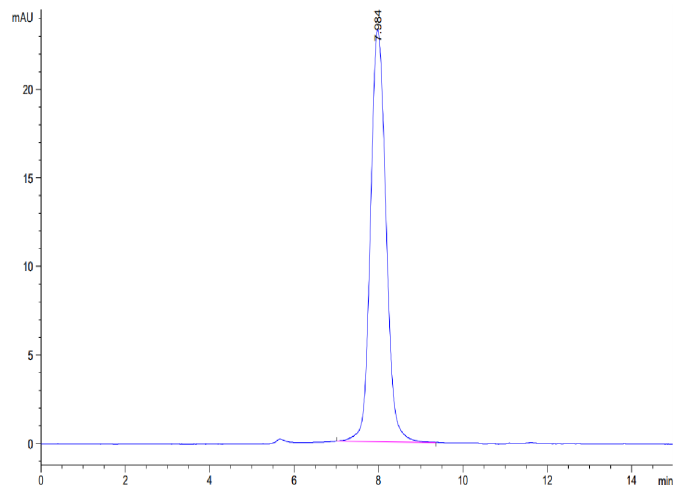
Tris-Bis PAGE



Mouse CD155 on Tris-Bis PAGE under reduced condition. The purity is greater than 95%.

SEC-HPLC

Assay Data

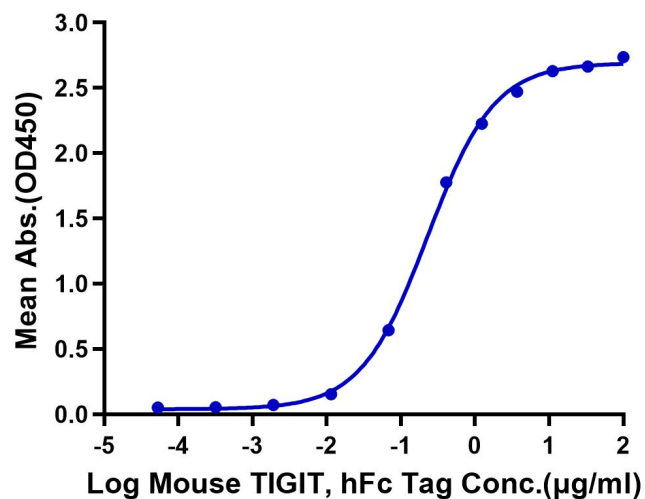


The purity of Mouse CD155 is greater than 95% as determined by SEC-HPLC.

ELISA Data

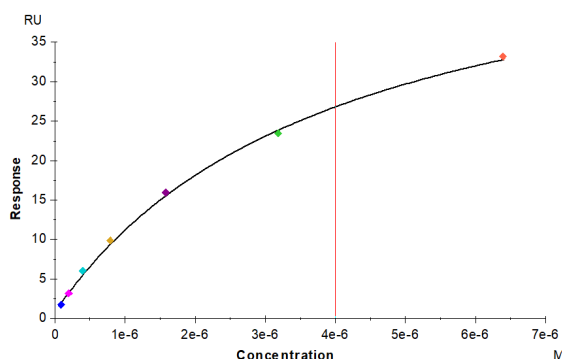
Mouse CD155, His Tag ELISA

0.05µg Mouse CD155, His Tag Per Well



Immobilized Mouse CD155, His Tag at 0.5µg/ml (100µl/Well) on the plate. Dose response curve for Mouse TIGIT, hFc Tag with the EC50 of 0.23µg/ml determined by ELISA (QC Test).

SPR Data



Mouse CD155, His Tag immobilized on CM5 Chip can bind Mouse TIGIT, His Tag with an affinity constant of 4.00 µM as determined in SPR assay (Biacore T200).